




Incident
Reporting

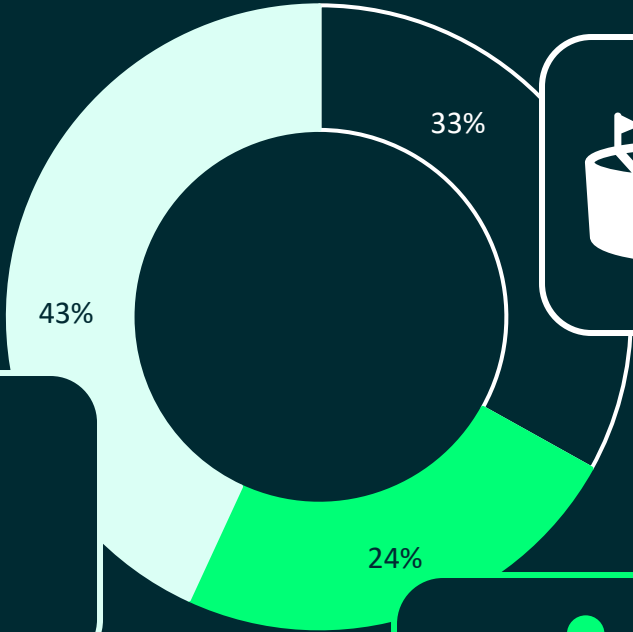
2024/ 25

Incident
Reporting



More reported discrimination at a grassroots youth level, more reported sexism, more reported abuse towards officials, and more reported racist mass-chanting have all contributed to the largest number of reports received into Kick It Out in a single season.

For the **fourth** season in succession, Kick It Out have received a rise in the number of reports of discriminatory language and behaviour across football. Whilst this season's increase of **5%** pales against the +1/3 increase of last year, and the almost +2/3 of the year before, it still represents a reminder that discrimination still exists at all levels of the game.



Pro Game
452 Reports.
Up +3% on 23/ 24 (440)



Social Media
621 Reports.
Up +5% on 23/ 24 (589)



Grassroots
325 Reports.
Up +7% on 23/ 24 (303)





Pro Game



- **452** pro-game reports, up **3%** on last season (440)
- Racist reports up 10% (223 to 245).
- In-stadia **Sexism** reports up by 27%.
- Generally, Faith-based reports are down 7%, but within that, reports of anti-Catholic sectarian abuse rose **five-fold**.
- Racist mass chanting up almost **six-fold**.
 - Most prevalent in games in the Championship, where **60%** of all mass-chanting reports were racist in nature.

+3%

Grass roots



- **325** grassroots reports, up **7%** on last season (303).
- Reports from senior grassroots football Down on last season by 12%.
- However, reports from **Youth football** up by over a quarter (29%)
 - Within the youth figures, reports of abuse in Girl's football have doubled from 2023/ 24.
- Reports received of Ableism, Sexism and Transphobia have all over doubled at grassroots level.
- At a County level, numbers of reports regarding teams affiliated with half the local FA's nationwide, were higher than 2023/ 24.

+7%


Social Media



- **621** social media reports, **5%** up on last season (589).
- Online faith-based abuse up 68%.
 - Rises in Antisemitism (TWO Times more) and Sectarianism (this season saw a Five-fold rise).
- A 74% rise in reports of Sexism/ Misogyny.
- 71% increase in Transphobic reports from online platforms.
- Whilst X is still the platform seeing the most abuse (with **35%**), reports regarding comments on YouTube videos had the biggest rise per platform - up three-fold.

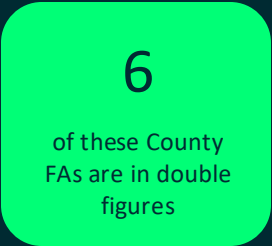
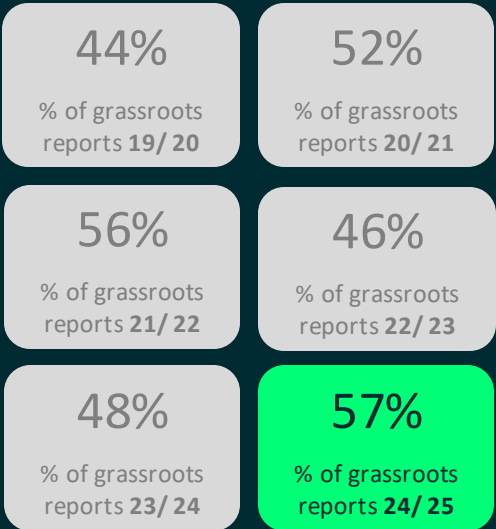
+5%

Incident Reporting



Again, for the **fourth** season in succession, Kick It Out have received a rise in the number of reports of discriminatory language and behaviour from grassroots youth football (under 18 and below).

What is also concerning, is the proportion of grassroots reports comprised by those from the youth game, is now at it's highest in **6** seasons:




However, taking a “reports per club per region” approach, the northwest saw reports from over **1%** of its almost 3,500 clubs.

Youth Football



Clubs affiliated to County FAs in the southeast and northwest of the country were responsible for the bulk of the youth reports this season – that being said, these regions do have more affiliated clubs.

Incident
Reporting



Once again, for the **fourth** season in succession, Kick It Out have received a rise in the number of reports of sexist language and behaviour from all corners of the game.

Within this, the biggest increase is from grassroots football, where incidents of sexist/ misogynistic language or behaviour have more than **doubled**:



Sexist Abuse



Other Notable Stats

14%

Overall decrease in homophobic reports from last season

38%

Decrease in reports of discrimination towards professional participants, online

19/51

Kick It Out saw a drop in the number of Racist reports to clubs associated with 19 County FAs.

1%

Increase in grassroots reports as a proportion of the total number received.

13%

Overall increase in "Other" (non-discriminatory.) reports from last season.

65%

Decrease in Antisemitic reports from the Pro Game compared to last season.

9%

Overall decrease in racist reports from last season

Twice

As many Transphobic reports than last season

Twice

As many ANTISEMITIC reports from online spaces than last season.

63%

Decrease in Y-word mass chanting reports compared to last season.

-0.05

Drop in overall Reports per Incident (Rpl) from last season

29%

Decrease in discriminatory Abuse towards Grassroots players when compared with 23/ 24

13%

Overall increase in Faith-Based reports from last season.

x4

Overall increase in Sectarian/ Anti-Irish reports from last season

38%

Increase in discriminatory mass chanting reports from last season

45%

Overall increase in Ableist reports from last season.



The Numbers

		Age	Disability	Antisemitism	Islamophobia	Sectarianism	Other	Faith (Total)	Gender Re- assignment	Race	Sex	Sexual Orientation	Other	Total
2019/ 2020	Professional Game	0	5	7	1	4	1	13	0	72	17	54	11	172
	Grassroots	6	0	1	0	0	0	1	0	66	1	15	3	92
	Social Media	0	6	1	1	0	0	2	2	27	2	4	2	45
	Total:	6	11	9	2	4	1	16	2	165	20	73	16	309
2020/ 2021	Professional Game	0	0	0	0	0	0	0	0	31	0	3	0	34
	Grassroots	0	5	0	0	0	0	0	0	66	4	12	0	87
	Social Media	0	2	5	0	1	0	6	0	89	1	10	0	108
	Total:	0	7	5	0	1	0	6	0	186	5	25	0	229
2021/ 2022	Professional Game	0	8	48	3	19	1	71	2	183	8	107	1	380
	Grassroots	0	14	0	0	0	0	0	2	109	7	24	0	156
	Social Media	0	1	13	1	9	1	24	0	37	1	9	2	74
	Total:	0	23	61	4	28	2	95	4	329	16	140	3	610
2022/ 2023	Professional Game	5	23	33	4	21	1	59	2	261	23	75	36	484
	Grassroots	5	19	2	5	1	1	9	3	123	11	38	34	242
	Social Media	0	19	8	7	4	0	19	6	112	46	43	36	281
	Total:	10	61	43	16	26	2	87	11	496	80	156	106	1,007
2023/ 2024	Professional Game	4	19	31	6	4	0	41	2	223	30	68	53	440
	Grassroots	0	18	14	7	0	2	23	3	176	16	29	38	303
	Social Media	2	14	25	25	3	0	53	17	332	69	65	37	589
	Total:	6	51	70	38	7	2	117	22	731	115	162	128	1,332
2024/ 2025	Professional Game	0	17	11	11	14	3	39	4	245	38	68	41	452
	Grassroots	7	39	1	2	1	1	5	11	151	35	27	50	325
	Social Media	1	18	53	19	14	2	88	29	268	119	44	54	621
	Total:	8	74	65	32	29	6	132	44	664	192	139	145	1,398



Together we
can

